

Year 4

Learning for the week beginning Monday 8th June (Summer 2, week 2)




We want to support you and your children in these unprecedented times but we do not want to overburden families with demanding work schedules. Please use this Home Learning pack as a guide and choose to complete the work which is most appropriate for you and your child.

We would like to encourage each child to send a piece of work that they are really proud of to their teacher by email each week.

Day	Subject	Lesson detail	Resource
Monday	Guided Reading I	Word of the week - <u>civilisation</u> Definition - Find a dictionary definition Root words - are there any smaller root words within the word? Synonyms - Words that have a similar meaning Antonyms - Opposites Sentence - Can you put the word into two different sentences Illustration - Can you draw an image to help remind you of the word	- Dictionary/ Thesaurus - Online dictionary/ thesaurus <u>Work to be completed orange exercise book</u>
	Guided Reading II	Comprehension - Trinity Sunday Directly quote from the text to answer a question using evidence. (e.g. the answer is this because the text says....)	PDF Trinity Sunday
	Maths	<u>Addition</u> Please complete CGP Yr4 mathematics book - Page 7. Please mark this using the answers at the back and make sure you understand any which have gone wrong. Fifteen minutes on Mathletics, focusing on addition. Ten minutes on Times Table Rockstars	CGP Yr4 mathematics book - Page 7. Additional Worksheets with answers can be found on Twinkl - sign up with offer code UKTWINKLHELPS: https://www.twinkl.co.uk/resource/t2-m-5848-year-4-solve-addition-and-subtraction-problems-maths-mastery-powerpoint

		<p>Practise your times tables on Mathsframe https://mathsframe.co.uk/en/resources/resource/477/Multiplication-Tables-Check</p> <p>Please contact your class teacher if you do not have your Mathletics or Times Table Rockstar password</p>	<p>Video: https://www.youtube.com/watch?v=qITmjoeY9xA</p>
	English (Grammar)	<p>Commas for lists Main Task: CGP Yr 4 GPS book: Pages 42 & 43</p> <p>When making a list, commas are the most common way to separate one list item from the next. The final two items in the list are usually separated by "and" or "or", which should be preceded by a comma</p>	<p>Main Task: CGP Yr 4 GPS book: Pages 42 & 43</p> <p>Additional Worksheets with answers can be found on Twinkl - sign up with offer code UKTWINKLHELPS: https://www.twinkl.co.uk/resource/t-l-5544-using-commas-to-separate-items-in-a-list-mini-test</p> <p>Video: https://vimeo.com/252335988</p>
	Humanities	<p>Week 2: History - Chronology Chronology means putting things in time and date order, starting with the earliest and ending with the most recent. This week you are going to make a washing line family timeline!</p> <p><i>Younger Children:</i> Choose five important events from your life e.g. the day you were born, when you started school, your baptism or naming day, the birth of a sibling, a special holiday or celebration you remember. Draw a picture for each event on a piece of paper and write the date it happened. Now use clothes pegs to pin them up on your washing line in chronological order (or a put up a piece of string if the washing line is full!)</p> <p><i>Older Children:</i> Begin the activity as the younger children do but then add in at least another five events - they could be significant events from the lives of your wider family members e.g. Your grandma being born, a family wedding, moving house etc..</p> <p><i>Challenge:</i> Can you make a family timeline that covers more than a hundred years of your family history?</p>	

Tuesday	Maths	<p><u>Subtraction</u></p> <p>Please complete CGP Yr4 mathematics book - Page 8.</p> <p>Please mark this using the answers at the back and make sure you understand any which have gone wrong.</p> <p>Fifteen minutes on Mathletics, focusing on subtraction.</p> <p>Ten minutes on Times Table Rockstars</p> <p>Practise your times tables on Mathsframe https://mathsframe.co.uk/en/resources/resource/477/Multiplication-Tables-Check </p>	<p>CGP Yr4 mathematics book - Page 8.</p> <p>Additional Worksheets with answers can be found on Twinkl - sign up with offer code UKTWINKLHELPS:</p> <p>https://www.twinkl.co.uk/resource/t2-m-5888-chilli-challenge-year-4-addition-subtraction-multiplication-and-division-differentiated-maths-challenge-cards</p> <p>Video:</p> <p>https://www.youtube.com/watch?v=Y6M89-6I06I</p>
	Guided Reading I	<p>Watch video of book: https://www.youtube.com/watch?v=DRsmuveKWuk</p> <p>How close is it to your predictions? Which do you prefer?</p>	
	Guided Reading II	<p>Spelling practise</p> <p>Practise your words for next week - do you know what they all mean? Can you write them in a sentence? You could use your spelling practice dice to give you spelling practice ideas. (PDF Spelling Practice Dice Template sent on April 24th).</p>	
	English	<p>Plan your own version of the story</p> 	<p>Chapter 1: Introduction</p> <p>Chapter 2 - Build-up</p> <p>Chapter 3 - Climax</p> <p>Chapter 4 - Resolution</p> <p>Bedrock - 15 minutes on Bedrock</p>
	Science	<p><i>Please see at the bottom of this document</i></p>	

Wednesday	Maths	<p><u>Subtraction (part 2)</u></p> <p>Please complete CGP Yr4 mathematics book - Page 9.</p> <p>Please mark this using the answers at the back and make sure you understand any which have gone wrong.</p> <p>Fifteen minutes on Mathletics, focusing on subtraction.</p> <p>Ten minutes on Times Table Rockstars</p> <p>Practise your times tables on Mathsframe https://mathsframe.co.uk/en/resources/resource/477/Multiplication-Tables-Check</p>	<p>CGP Yr4 mathematics book - Page 9.</p> <p>Additional Worksheets with answers can be found on Twinkl - sign up with offer code UKTWINKLHELPS:</p> <p>https://www.twinkl.co.uk/resource/t2-m-l446-year-4-addition-and-subtraction-activity-sheet-pack</p> <p>Video:</p> <p>https://www.youtube.com/watch?v=0Wwdw68wOKI</p>
	Spelling Test	<p>Please test the pupil on their spellings group - All spellings found on the school website. Group A+, A, B and C</p> <p>Please contact your class teacher if you do not remember what group you are in</p>	<p>http://ctsprimary.org.uk/index.php/learning/spelling_lists/year_4_spelling_lists/</p>
	Guided Reading	<p>Comprehension: Invasion Britain</p> <ul style="list-style-type: none"> • Which Roman first invaded Britain? Did he successfully conquer it? • How long was it before another Roman tried? • Was all of the United Kingdom conquered? • What does the article say is still standing that might remind us of that time? 	<p>PDF Week 2 Ancient Romans Guided Reading</p> <p>Horrible Histories Video if you want to know more: https://www.youtube.com/watch?v=475sbcUj9t4&disable_polymer=true</p>
	English	<p>Write your story using your plan from yesterday</p> <p>Write your alternative version of "Journey" using your plan. Remember to use rich language, similes and metaphors and to cover all the senses.</p>	
	DT	<p>Week 2 - Silhouettes</p>	



You will need:

A3 paper if possible but A4 is fine too

Yellow, red and orange paints

Brushes

Black card or sugar paper

Scissors

Glue

1. Using yellow and red paint, paint a thick, yellow stripe horizontally onto the bottom of the paper. You only need a small amount of red paint on their brush to mix into the yellow.

2. Paint the next stripe of orange paint. Show children how to gradually add more red into the yellow and each time paint a horizontal stripe onto the paper until you have created a sunset!

3. Leave to dry.

4. You could create your own animal silhouettes using black card or sugar paper. Animal stencils can be useful too or you could print out an animal picture from the Internet and draw around it. To create a silhouette, draw the basic outline of the animal without any facial features, like the picture below.



5. When the sunset is dry, attach the silhouettes with glue. Children could add mountains, trees, water or even people.

For next week - start collecting smooth pebbles or rocks for pebble painting.

Thursday

Guided Reading

Comprehension: Boudicca

- What tribe was Boudicca from?
- Did the Ancient Romans keep the promise to her husband?
- What did she decide to do as a result?
- Was she successful in the end?

Challenge: Can you find out where you might go to see a statue of Boudicca?

PDF Week 2 Ancient Romans Guided Reading

Video (if you wish to know more):

<https://youtu.be/eC7ONgTJGKw>

A song about Boudicca you might want to learn:

<https://www.bbc.co.uk/teach/school-radio/music-ks1-ks2-rocking-romans-3-boudicca/zk2rgwx>

Maths

Times tables

Please test yourself on the MTC times table test:

<https://mathsframe.co.uk/en/resources/resource/477/Multiplication-Tables-Check>

Record your score and see if you can do even better next week

Times tables

Please complete CGP Yr4 mathematics book - Page 10.

Please mark this using the answers at the back and make sure you understand any which have gone wrong.

CGP Yr4 mathematics book - Page 10.


Additional Worksheets with answers can be found on Twinkl - sign up with offer code UKTWINKLHELPS:

















<https://www.twinkl.co.uk/resource/year-4-ultimate-times-table-daily-practice-booklets-t2-m-254545>

Video:

<https://www.youtube.com/watch?v=D6ajLh0isG8>

		<p>Fifteen minutes on Mathletics, focusing on times tables.</p> <p>Ten minutes on Times Table Rockstars.</p>	
	English	<p>Edit and improve your story Edit and improve your setting description. Did you use your plan? Have you remembered powerful language, similes, metaphors and to use the five senses? Does your story make sense?</p>	<p><u>Work to be completed in orange exercise book</u></p> <p>Bedrock - 15 minutes on Bedrock</p>
	Religious Education	<p><u>Week 2: Wisdom</u> Read the story of 'Solomon asks for Wisdom' from the Bible - (1 kings Ch 3 vs 1-15) or listen to the story on: https://www.youtube.com/watch?v=hmDTuYEGmW0 Choose one of the following activities to do:</p> <p>1. Draw a picture of Solomon and write around him all the things he could have asked God for. Underneath write down what he did ask God. Why do you think Solomon asked for wisdom? What would you ask God for?</p> <p>2. Wisdom is being able to make right decisions that are pleasing to God and which are good for you and other people. Read the two scenarios below, for each scenario below explain what the wise choice and its consequences might be, and what the foolish choice and its consequences might be.</p> <p>a) Imagine your mum or dad has baked some delicious cookies or bought a treat to have after lunch. They have left the treat on the table for later, but it looks so tempting. What is the wise choice? What is the foolish one?</p> <p>b) A group of children were playing in the back garden. One of them kicked the ball and it went over the fence and broke a pane of glass in the neighbour's greenhouse. What would be the wise thing the children should do next? What would be a foolish thing to do next?</p> <p>3. Think of two or three scenarios when you are faced with a wise or a foolish choice to make. Describe the choice you might face, what a wise and foolish choice might look like and what the consequences of each choice might be.</p>	

		<p>Reflection - There have been times when we have all made unwise decisions and foolish choices. Reflect on a time when you have been unwise in the past, think about what a wise decision might have been and ask for God's help to make better decisions in the future.</p>	
Friday	Guided Reading	<p>Comprehension: Colosseum</p> <ul style="list-style-type: none"> • How examples does the article give to explain the size of the Colosseum? • What kind of activities happened at the Colosseum? • Would you have liked to visit the Colosseum at that time - why or why not? 	<p>PDF Week 2 Ancient Romans Guided Reading</p> <p>Video if you want to know more: https://www.youtube.com/watch?v=e-x74MFiWkg</p> <p>A song about the Colosseum you might want to learn: https://www.bbc.co.uk/teach/school-radio/music-ks1-ks2-rocking-romans-7-gladiators-into-the-arena/z7ksnrdr</p>
	Big Write	<p>You are playing your favourite computer game and suddenly you are sucked into the console.</p> <p>Possible genre: Adventure story Spooky story Letter Diary entry</p>	
	Maths	<p>Please play Hit the Button to speed your times tables up: https://www.topmarks.co.uk/maths-games/hit-the-button</p> <p>Times tables (part 2) Please complete CGP Yr4 mathematics book - Page 11.</p> <p>Please mark this using the answers at the back and make sure you understand any which have gone wrong.</p> <p>Fifteen minutes on Mathletics, focusing on times tables.</p>	<p>CGP Yr4 mathematics book - Page 11.</p> <p>Additional Worksheets with answers can be found on Twinkl - sign up with offer code UKTWINKLHELPS: https://www.twinkl.co.uk/resource/ultimate-times-tables-missing-numbers-challenge-activity-sheet-t2-m-4744</p> <p>Video:</p>

		<p>Ten minutes on Times Table Rockstars.</p> <p>https://www.youtube.com/watch?v=C3PojOwjHcc</p>
PSHE	<p>Week 2: To recognise our achievements</p> <p>What are achievements? Think about something you worked hard for. Was it easy to achieve that thing or was it a challenge? Did you feel proud of yourself and why? Would you compliment a friend on their achievement? How does it feel to be complimented?</p> <p>Younger children: Think of something you achieved. Here are some images to help.</p> <div> swimming running exams forgiving someone playing an instrument gymnastics </div> <div> looking after someone being kind reading cooking writing managing emotions </div> <div> climbing being creative going to bed on time listening to others </div>	<p>Make a certificate about your achievement</p> <ol style="list-style-type: none"> 1) Draw a picture frame on your paper 2) Write your name and what you achieved. 3) Decorate with a celebration drawing like a trophy, fireworks, people clapping. <p>Older children: Turn your page horizontally and create a 3-part story board showing the sequence of events leading up to your achievement. For example, 1) You wishing you could swim a length 2) You practising once a week. 3) You finally swimming the length by yourself. The story board can include speech bubbles or written information.</p> <p>Challenge:</p>

		Do you think it is important to recognise your own achievements and to celebrate them? Discuss with an adult.
Homework		<p>Grammar, Punctuation and Spelling activity Book Ages 8-9 (new CGP book)</p> <p>pp. 6 - 7 Verbs with “ing”</p> <p>pp. 8 - 9 Verbs with “have”</p>

Science Week 2: Skill Focus - Fair Test

Which material makes the strongest boat?

Carry out a fair test to find out which material makes the strongest boat.
You could use paper, card, tin foil, or any other material you find.
Fold material to create a boat - it doesn't have to look like a boat!
Carefully place your boat in a large bowl of water or sink.
How many coins / legos / marbles can you put in your boat before it sinks?
Repeat with a different material.



Question

Predict

Observe

Record

Analyse

Report

Younger Children	Older Children
Draw your boats and write how many objects you could fit in each boat before it sank.	Create a report of your experiment. What was your hypothesis? Record your results in a table. Analyse your results - Why do you think the boats sank/floated? How could you improve your boats? Was it a fair test?
Challenge	About this type of Science
<p>Take part in the Great Science Share on Tuesday 16th June. https://www.greatscienceshare.org/getinvolved2020#greatscienceshare</p> <p>Share your science or watch others carry out experiments online. Along with opportunities to ask real scientists questions.</p>	<p><i>Depending on the amount of water displaced (push out the way) by the boat, will depend on how heavy the boat can be. This is how there can be huge shipping containers that are longer than 4 football fields!</i></p> <p><i>Marine Engineers design and build things that work in water. That could include boats, submarines or making electricity using hydroelectric dams.</i></p>